
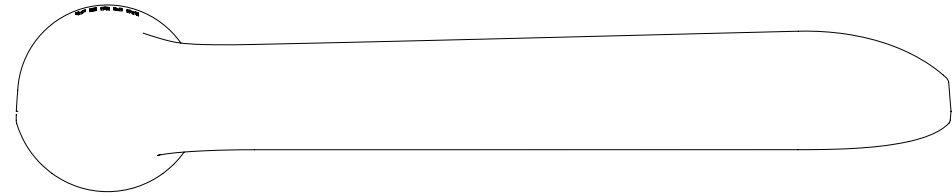
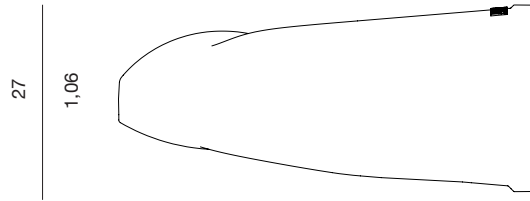


SNAPP

MM
INCH



45

1,77



5

0,19

60

2,36



135

5,31

DISEGNO TECNICO FOROCHIAVE

DISEGNO TECNICO MANIGLIA